












**LEGEND**

- |  |                               |   |                      |
|--|-------------------------------|---|----------------------|
|  | Main Hospital                 |  | Emergency Department |
|  | Mission Health Facility       |  | Visitor Parking      |
|  | Entrance A (Main Entrance)    |  | Staff Parking        |
|  | Entrance B (Cafeteria)        |   |                      |
|  | Emergency Department Entrance |   |                      |
|  | Main Entrance                 |   |                      |

**FACILITIES**

- 1** Blue Ridge Regional Hospital
- 2** Physical Therapy / Rehab
- 3** Mauzy-Phillips Building  
Mission My Care Now - Spruce Pine

