












LEGEND

- | | | | |
|--|-------------------------------|---|----------------------|
|  | Main Hospital |  | Emergency Department |
|  | Mission Health Facility |  | Visitor Parking |
|  | Entrance A (Main Entrance) |  | Staff Parking |
|  | Entrance B (Cafeteria) | | |
|  | Emergency Department Entrance | | |
|  | Main Entrance | | |

FACILITIES

- 1** Blue Ridge Regional Hospital
- 2** Physical Therapy / Rehab
- 3** Mauzy-Phillips Building
Mission My Care Now - Spruce Pine

